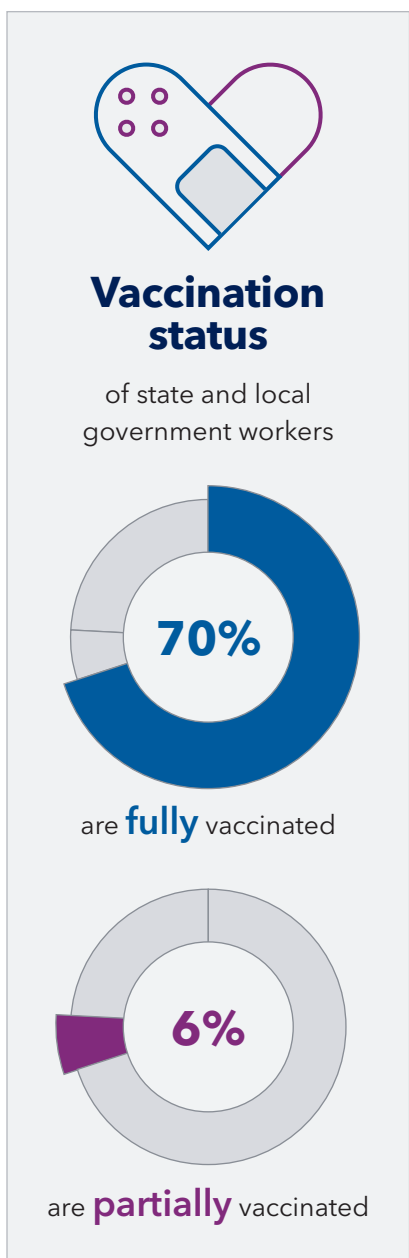


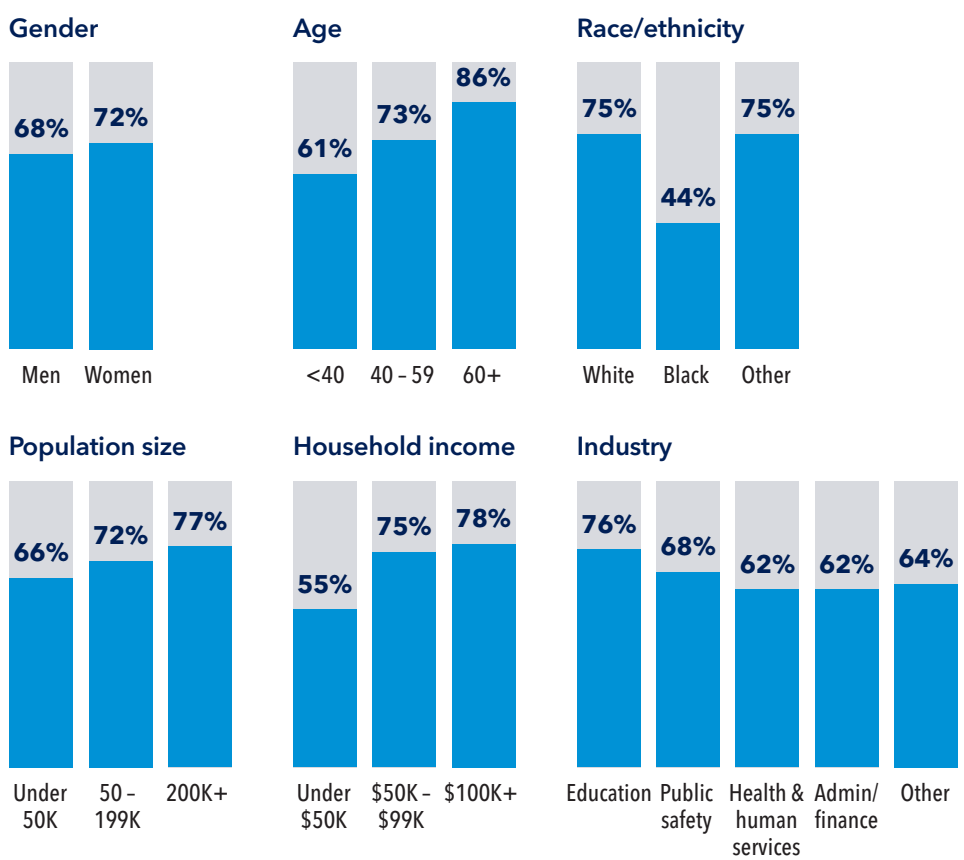
# COVID-19 vaccines: Public sector worker vaccination status and views



In May 2021, **MissionSquare Research Institute** conducted an online survey of 1,203 state and local government employees, fielded by Greenwald Research. Final data were weighted by gender, age, income, and industry type to reflect the distribution of the state and local government workforce as found in the U.S. Census Bureau's Current Population Survey and the U.S. Census of Governments.



## Percentage fully vaccinated, by category



**Only 10%** of unvaccinated respondents say they will **definitely get** the COVID vaccine **at some point**

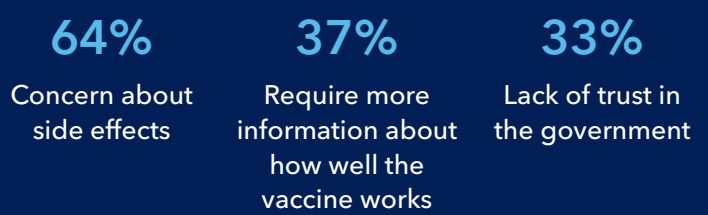
## Influences on vaccine status



### Top 3 factors influencing decision to get COVID vaccine

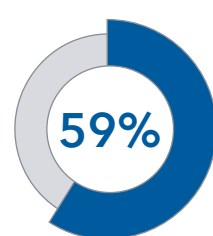
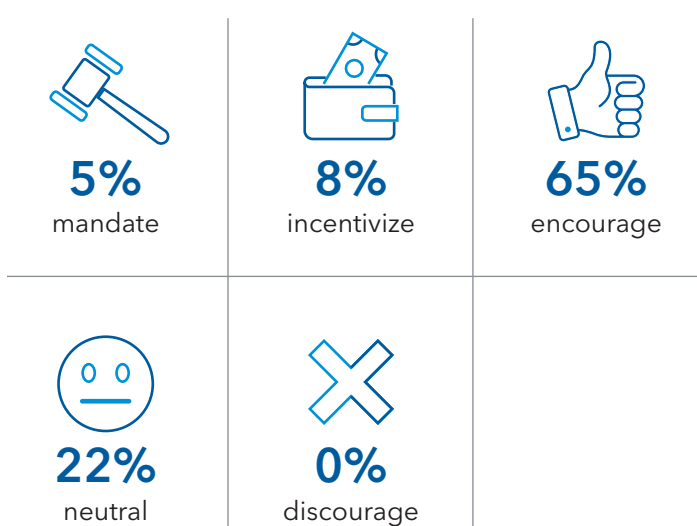


### Top 3 factors why undecided or will likely not get vaccine

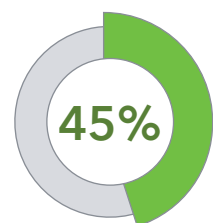


## Vaccine and work sentiments

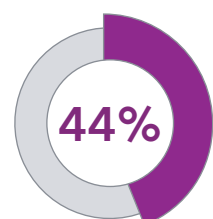
### Employer's stance on employees getting COVID-19 vaccine:



of respondents say that the vaccine will only be effective if **everyone receives it**



think government employers **should mandate** that employees get vaccinated against COVID-19



are **concerned** about whether or not their co-workers will get the vaccine

MissionSquare Research Institute conducted surveys in May 2020, October 2020, and May 2021 to assess the impact of the COVID-19 pandemic on public sector workers' financial and employment outlooks, and health and safety concerns. Visit [slge.org/workforce](https://slge.org/workforce) for past infographics and reports and be on the lookout for full results for the May 2021 survey throughout the summer of 2021.

SLGE is now

